

My Shows

The My Shows list contains all of your streaming videos from On Demand or apps like Netflix, Prime video, Crave, and more, and all of your recordings. To get to the My Shows list from the Home screen, just select My Shows.

By default, My Shows is sorted by date, with newly added or recorded shows and movies first. You can choose to sort My Shows by name (alphabetically) instead using the My Shows options screen.

And no matter where you are in the My Shows list when you leave it, your Stream TV box will remember the location and bring you right back there when you return.

FILTERS

Filters in the left column of My Shows let you narrow your My Shows choices instantly. As you highlight a filter, your My Shows list will update automatically. Filters include TV Series, Movies, Kids, and more.

SHOWS & MOVIES

In the main area of My Shows, you'll find all of your OnePass selections, single recordings, and bookmarked shows and movies. Note that in the All Shows filter, bookmarked movies appear in the Streaming Movies group.



ONEPASS SHOWS (TV SERIES)

As you scroll through your My Shows list, icons next to a series title tell you at a glance where you'll find new episodes and recordings. Use your remote's UP and DOWN buttons to scroll through the list.





Highlight a series, and press OK to go to the main Series screen. In the left column of the Series screen, you'll see options for watching or exploring the show. Watchlist displays episodes included in your OnePass. For example, if your OnePass includes recordings and streaming episodes starting with Season 5, then those episodes appear in your Watchlist.

The Series screen also lets you browse recordings only (if recordings are available), all episodes, or upcoming episodes; learn about the cast; or view/change OnePass options.

Icons next to episode titles tell you which episodes are recordings, partial recordings, recordings that will be deleted/expire soon, and shows available from streaming providers. Sometimes a show can be a recording and available from a streaming provider.

To learn more about an episode, highlight it on the Series screen, then move to the right to select the Info icon . This will take you to the Episode screen, where you can get viewing options and explore the show. To delete the episode instead, choose the Delete icon .

Icons in My Shows include:

-  Recorded show
-  Partial recording
-  Streaming show
-  Recording that will be deleted or expire within 72 hours

MOVIES

You'll find movies in the Movies or All Shows filter of My Shows. (Bookmarked movies will be grouped in the Streaming Movies folder in the All Shows filter.) Select the movie title to go to the Movie screen for viewing options, or just press PLAY.

MY SHOWS OPTIONS

To customize My Shows to your preferences, go to Settings > User Preferences. Here, you can choose to sort the My Shows list by date (with the most recently added shows at the top) or by name (alphabetically).