



How to program your remote


Follow the instructions below to pair your remote with the Stream TV box and almost any Smart TV.

For pairing to the Stream TV box:

1. Press and hold the TiVo  and Back  buttons simultaneously until the activity light illuminates.
2. Release the buttons. The activity light will flash slowly, then flash quickly five times. This will start pairing your remote.



For pairing to the TV/AV Receiver:

1. Press the TiVo button to go to the TiVo home screen.
2. Select Menu .
3. Select Remote Settings.
4. Select Set up your TiVo remote to your TV/AV receiver.
5. Select the brand of your device from the list. If you don't see your brand of your device in the first list, CHANNEL DOWN to see a list of all the brands.
6. Once you find your device press OK and follow the on-screen instructions.

Note: It may take a few tries to pair the remote as there is some timing involved with hitting the pairing buttons while pairing the remote.