

How to pay your bill

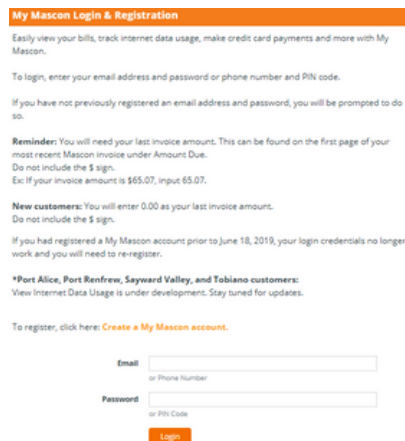
The easiest way to pay your Mascon bill is to pay by credit card online using our MyMascon portal.

There are many other simple ways to pay as well:

- Online banking through your bank. Just add Mascon as a Payee (Mascon Cablesystems) and your **6 digit** Mascon account number. For example: 000-**999999**.
- Make payments directly at the bank using your **6 digit** Mascon account number.
- Set up autopayments from your bank or credit card.
- Call Mascon at **1-866-832-6020** to pay via credit card or VISA/Mastercard Debit.
- Mail in your payment to our **main office**.

On MyMascon:

1. Log in to **MyMascon**. If you don't have an account, **register for one now**.



My Mascon Login & Registration

Easily view your bills, track internet data usage, make credit card payments and more with My Mascon.

To login, enter your email address and password or phone number and PIN code.

If you have not previously registered an email address and password, you will be prompted to do so.

Reminder: You will need your last invoice amount. This can be found on the first page of your most recent Mascon invoice under Amount Due. Do not include the \$ sign. Ex: If your invoice amount is \$65.07, input 65.07.

New customers: You will enter 0.00 as your last invoice amount. Do not include the \$ sign.

If you had registered a My Mascon account prior to June 18, 2019, your login credentials no longer work and you will need to re-register.

***Port Alice, Port Renfrew, Sayward Valley, and Tobiano customers:** View Internet Data Usage is under development. Stay tuned for updates.

To register, click here: [Create a My Mascon account](#).

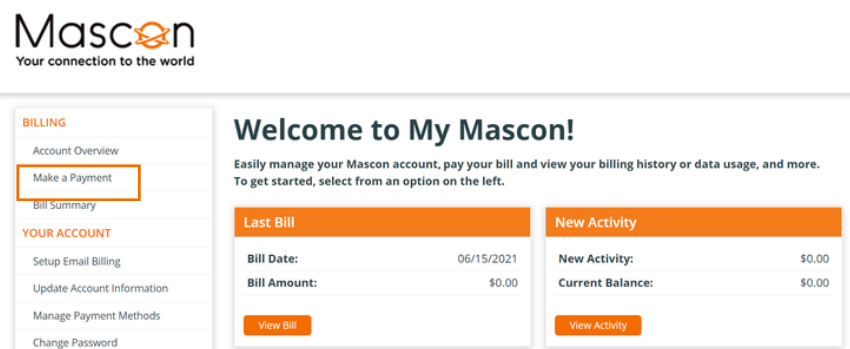
Email

or Phone Number

Password

or PIN Code

2. Select the make a payment tab in the top left under billing.



Mascon
Your connection to the world

BILLING

- Account Overview
- Make a Payment**
- Bill Summary

YOUR ACCOUNT

- Setup Email Billing
- Update Account Information
- Manage Payment Methods
- Change Password

Welcome to My Mascon!

Easily manage your Mascon account, pay your bill and view your billing history or data usage, and more. To get started, select from an option on the left.

Last Bill		New Activity	
Bill Date:	06/15/2021	New Activity:	\$0.00
Bill Amount:	\$0.00	Current Balance:	\$0.00
<input type="button" value="View Bill"/>		<input type="button" value="View Activity"/>	

3. Select a payment amount and method, then click continue.

Make a Payment

Please select a payment amount and method.

Payment Options



- \$0.00 - Last Statement Balance
- \$0.00 - Current Due Amount
- \$0.00 - Past Due Amount
- Other Amount

Amount \$
Other Amount, e.g., 100.25

Method

4. Fill in your information, then click submit payment.

Amount \$100.00

Accepted Card Types  

Card Holder

Card Number
No spaces or dashes.

Please note that online payments can not be made using VISA Debit or MasterCard Debit.

Please contact our office for processing of these of payment types.

Expiration Date /

Security Code

Billing Address

ZIP/Postal Code

Save for Later Use

Click once to avoid duplicate charges!